

# WOLSTEAD

## Rise

### Foldable Bread Proofing Basket

#### Owner's Manual



#### **IMPORTANT:**

Read and follow all warnings and instructions before assembling and using the appliance. Keep this manual for future reference.

## SPECIFICATIONS

Model: 727592

Rated voltage: 5.0V 2A d.c.

## PRODUCT FEATURES

This thermostatic electric proofing basket maintains a consistent, optimal temperature to help dough rise perfectly every time. By providing a controlled environment, it supports healthy fermentation and improves proofing results. During colder temperatures, it minimises the impact of low temperatures, helping to speed up fermentation and reduce overall proofing and baking time for more efficient and reliable results.

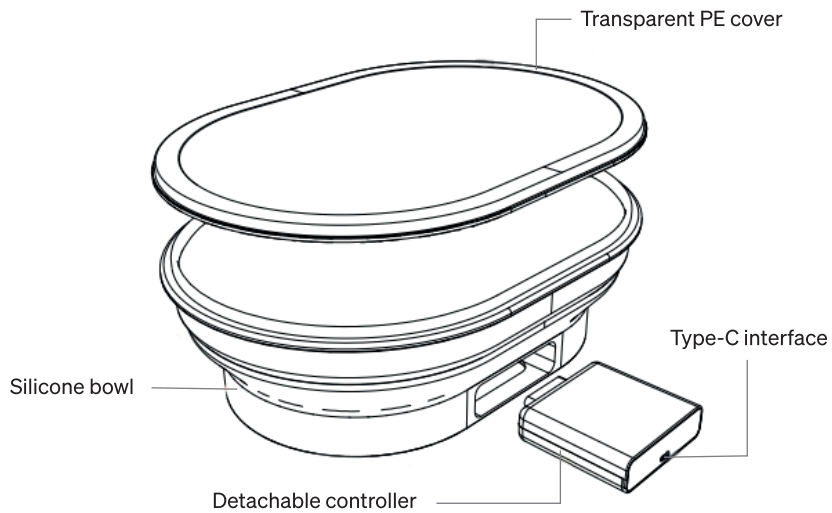
- Provides a precise, controlled temperature to facilitate dough rising
- Adjustable timing up to six hours
- Six adjustable settings with a temperature range of 25°C to 50°C
- Foldable design saves storage space
- Dough ferments in one hour
- Easy to clean and dishwasher safe (excluding the detachable controller)
- Removable control display enables easy cleaning
- USB-C powered

# SAFETY PRECAUTIONS

When using this electrical appliance, basic safety precautions should always be followed to reduce the risk of fire, electric shock, and/or injury, including the following:

1. Read all instructions before using.
2. Ensure the voltage is compliant with the voltage range stated on the rating label.
3. This appliance is not intended for use by persons (including children) with reduced physical, sensory or mental capabilities, or lack of experience and knowledge, unless they have been given supervision or instruction concerning use of the appliance by a person responsible for their safety.
4. Children should be supervised to ensure that they do not play with the appliance.
5. This appliance is intended to be used in household and similar applications such as:
  - a. Staff kitchen areas in shops, offices and other working environments.
  - b. Farmhouses.
  - c. By clients in hotels, motels and other residential type environments.
  - d. By bed and breakfast type environments.
6. To protect against electric shock, do not place the cord, plug or the base of the appliance in water or any other liquid.
7. Do not use attachments or accessories which are not recommended by the manufacturer.
8. The product is only suitable for the purpose indicated in this manual. Do not use this product or any part for other purposes. If it is operated incorrectly, it may cause injury.
9. Always use the appliance on a firm and stable surface and keep it 30cm from other objects and the wall to ensure heat is easily released.
10. Do not place the appliance on or near a hot surface, including a gas or electric stove, or in a heated oven.
11. Do not move the appliance when in use.
12. Not suitable for use with external timers or remote controls.
13. For indoor household use only.
14. Do not place anything on top of the appliance while in operation or when storing.
15. Allow the appliance to cool before cleaning, disassembling, putting in or taking out parts, and storing.
16. Unplug the appliance when not in use and before cleaning. Allow it to cool before removing or installing parts.
17. Appliance surfaces can get hot during and after operation. The appliance generates heat and steam. Avoid burns by using oven mitts when handling hot parts.

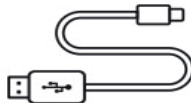
# GET TO KNOW THE WOLSTEAD RISE FOLDABLE BREAD PROOFING BASKET



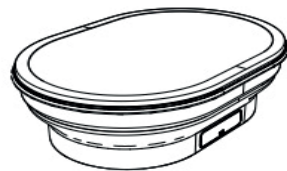
## List of accessories



Product manual

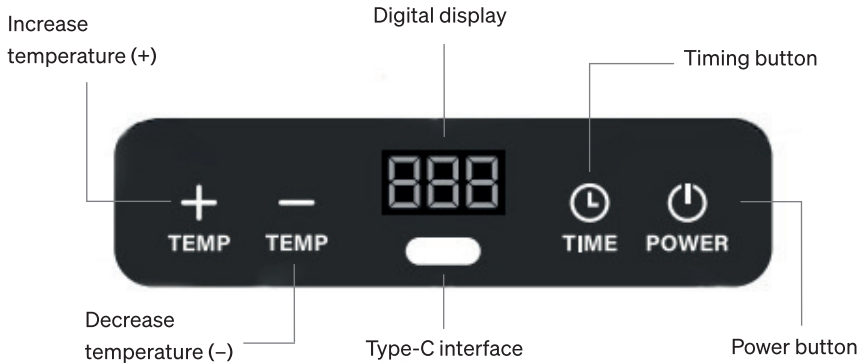


USB-C to USB-A  
power cable



Detachable rapid  
fermentation bowl

# CONTROL PANEL OVERVIEW



# OPERATING INSTRUCTIONS

Plug in to a suitable USB-A power supply. All control panel indicators will briefly light up, and the digital display will illuminate. The product will then enter standby mode.

In standby mode, press the “Power” button to start operation. The default temperature will be the last temperature setting used before the unit was turned off.

## Temperature settings

While in standby mode:

- o Press **+** to increase the temperature.
- o Press **-** to decrease the temperature.
- o Each press adjusts the temperature by 5°C.

## Adjustable temperature range:

There are six adjustable settings: 25°C, 30°C, 35°C, 40°C, 45°C, 50°C

## Timer settings

Press the **⌚** button to set the operating time.

The timer cycles through:

0H → 1H → 2H → 3H → 4H → 5H → 6H → 0H

0H indicates continuous operation.

## CLEANING AND MAINTENANCE

Keep the product dry at all times. If not in use for an extended period, unplug the power supply to prolong its service life.

1. Ensure the power cord is unplugged and the unit has completely cooled before cleaning.
2. For light dust, wipe with a soft, damp cloth. Allow all parts to dry completely before storing.
3. For oil stains, clean with a soft cloth using mild detergent or toothpaste. Ensure no residue remains.
4. Do not use bleach or corrosive cleaning agents.
5. The silicone bowl and transparent PE cover are dishwasher safe.
  - o First, detach the controller.
  - o Place only the bowl and cover in the dishwasher.

Before reassembling or using the product again, ensure the power interface is completely dry.



### **Get in touch with Customer Service**

If you experience any issues with your Wolstead Rise Foldable Bread Proofing Basket, get in touch with our Customer Service team by email at [customerservice@kitchenwarehouse.com.au](mailto:customerservice@kitchenwarehouse.com.au) or by phone on 1800 332 934 between the hours of 9am and 7pm (AEST) Monday to Friday.

### **Warranty**

Our goods come with guarantees that cannot be excluded under the Australian Consumer Law. You are entitled to a replacement or refund for a major failure and for compensation for any other reasonably foreseeable loss or damage. You are also entitled to have the goods repaired or replaced if the goods fail to be of acceptable quality and the failure does not amount to a major failure.

The benefits of this warranty are in addition to any rights and remedies imposed by Australian State and Federal legislation that cannot be excluded. Nothing in this warranty excludes, restricts or modifies any State or Federal legislation applicable to the supply of goods which cannot be so excluded, restricted or modified.

### **Guarantee**

We warrant that, subject to the exclusions and limitations below, the Product will be free from defects in materials and workmanship under normal domestic household use for the five year warranty period. The warranty period commences on the date of sale by the original retailer to the original purchaser. The warranty applies only while the Product is owned by the original purchaser.

Use of the Product in a commercial capacity will void this warranty. If a defect appears in the Product before the end of the warranty period and we find the Product to be defective in materials or workmanship, we will replace the Product with a product comparable in quality and value.

We reserve the right to change or discontinue our product ranges at any time without notice and without liability.

### **Exclusions**

This warranty does not apply if proper care and/or usage instructions are not followed. This warranty does not cover scratches, stains, discoloration or damage caused by misuse.

### **How to claim**

If a fault/defect is identified cease using the Product immediately. To make a claim on this guarantee, take the Product, proof of purchase and full details of the alleged defect to any Kitchen Warehouse store.

### **Limitations**

We make no express warranties or representations other than as set out in this guarantee. The replacement of the Product or the refund of the purchase price is the absolute limit of our liability under this guarantee.

# WOLSTEAD

Distributed by Kitchen Warehouse.

Wolstead is a registered trademark of Kitchen Warehouse Pty Ltd. The printed material appearing in this document and related packaging is protected by copyright. Illustrations in this manual are for reference only and may differ from the actual product.

Kitchen Warehouse Pty Ltd  
1 Pensioner Guard Road  
North Fremantle, WA, 6159  
[www.kitchenwarehouse.com.au](http://www.kitchenwarehouse.com.au)  
1800 332 934  
[customerservice@kitchenwarehouse.com.au](mailto:customerservice@kitchenwarehouse.com.au)