

KITCHEN PRO



PRECISION STAINLESS STEEL Dual Platform Scale 10kg

IMPORTANT

Read and follow all warnings and instructions before assembly and use.
Keep this manual for future reference.


Specifications

- Model number: 723393
- Dimensions: 17.5x27x3.1cm
- Power: 3xAAA batteries (not included)

Product features

- Dual platforms allow for individual weight measurement on each platform, or a combined total weight reading
- Weighs up to 10kg on the large platform and 500g on the small platform
- Tare function
- LED screen with overload and low battery indicators
- Battery operated (three AAA batteries required, not included)
- Auto-off function
- Supports multiple units: g, kg, lb, oz, mL and milk mL

Display icons



Icon descriptions

- **T** - Tare weight
- **-** - Negative value
- **Battery icon** - Battery indicator

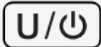




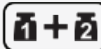
Platform indicators

- **Platform 1 icon** - Weight on Platform 1
- **Platform 2 icon** - Weight on Platform 2
- **Platform 1 + Platform 2 icon** - Combined weight of both platforms

Modes

- **Weight mode icon** - Weight mode
- **Water mode icon** - Water mode
- **Milk mode icon** - Milk mode

Button functions



Button	Function
	Power On/Off • Short press: Turn ON • Long press: Turn OFF
	Unit / Mode Conversion (short press  while powered on)
	Tare Platform 1
	Tare Platform 2
	Display total combined weight of Platform 1 and Platform 2

Operating instructions

1. Placement

- Place the scale on a solid, level surface.
- Avoid sloped or uneven surfaces.

2. Switching modes and units

- Press  to turn the scale on.
- Short press  to switch units or modes cyclically.
- Available modes include:
 - Weight (g / kg / lb:oz)
 - Water (mL / fl'oz)
 - Milk (mL / fl'oz)

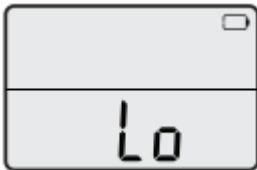
Weighing instructions

1. Press **[U/⏻]** to power on.
2. Short press **[U/⏻]** to select the desired unit or mode.
3. Place a container on the desired platform (if needed). Otherwise, place the object directly on the scale.
4. Press **[⏴]** or **[⏵]** to tare the corresponding platform.
5. Add items to be weighed; the display shows weight or volume.
6. Press **[⏴+⏵]** to display the total combined weight of both platforms.
7. Long press **[U/⏻]** to turn off manually, or the scale will auto shut-off after two minutes of inactivity.

Do not exceed the maximum capacity of either platform.

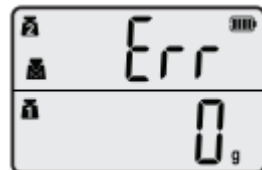
Warnings

Low battery



- Display shows "Lo"
→ Replace batteries immediately.

Overload



- Display shows "Err"
→ Remove excess weight to prevent damage. Maximum capacity is indicated on the product.

Cleaning and safety

1. Clean with a soft, damp cloth. Do not immerse in water or use corrosive cleaners.
2. Clean surface immediately after contact with fats, oils, vinegar, or spices.
3. Always use it on a flat, stable surface.
4. This is a precision instrument. Handle with care, avoid dropping or shaking the scale.
5. Keep away from heat sources.
6. If the scale fails to power on, recharge the battery using the included cord.
7. Intended for household use only. Not suitable for commercial use.

Get in touch with Customer Service

If you experience any issues with your Kitchen Pro Precision Stainless Steel Dual Platform Scale 10kg, get in touch with our Customer Service team by email at customerservice@kitchenwarehouse.com.au or by phone on 1800 332 934 between the hours of 9am and 7pm (AEST) Monday to Friday.

Warranty

Our goods come with guarantees that cannot be excluded under the Australian Consumer Law. You are entitled to a replacement or refund for a major failure and for compensation for any other reasonably foreseeable loss or damage. You are also entitled to have the goods repaired or replaced if the goods fail to be of acceptable quality and the failure does not amount to a major failure.

The benefits of this warranty are in addition to any rights and remedies imposed by Australian State and Federal legislation that cannot be excluded. Nothing in this warranty excludes, restricts or modifies any State or Federal legislation applicable to the supply of goods which cannot be so excluded, restricted or modified.

Guarantee

We warrant that, subject to the exclusions and limitations below, the Product will be free from defects in materials and workmanship under normal domestic household use for the five year warranty period. The warranty period commences on the date of sale by the original retailer to the original purchaser. The warranty applies only while the Product is owned by the original purchaser.

Use of the Product in a commercial capacity will void this warranty. If a defect appears in the Product before the end of the warranty period and we find the Product to be defective in materials or workmanship, we will replace the Product with a product comparable in quality and value.

We reserve the right to change or discontinue our product ranges at any time without notice and without liability.

Exclusions

This warranty does not apply if proper care and/or usage instructions are not followed. This warranty does not cover scratches, stains, discoloration or damage caused by misuse.

How to claim

If a fault/defect is identified cease using the Product immediately. To make a claim on this guarantee, take the Product, proof of purchase and full details of the alleged defect to any Kitchen Warehouse store.

Limitations

We make no express warranties or representations other than as set out in this guarantee. The replacement of the Product or the refund of the purchase price is the absolute limit of our liability under this guarantee.

KITCHEN PRO

Distributed by Kitchen Warehouse.

Kitchen Pro is a registered trademark of Kitchen Warehouse Pty Ltd.

The printed material appearing in this document and related packaging is protected by copyright. Illustrations in this manual are for reference only and may differ from the actual product.

Kitchen Warehouse Pty Ltd

1 Pensioner Guard Road

North Fremantle, WA, 6159

www.kitchenwarehouse.com.au

1800 332 934

customerservice@kitchenwarehouse.com.au