

**KITCHEN PRO**



**PRECISION STAINLESS STEEL**  
**Kitchen Scale 10kg**

**IMPORTANT**

Read and follow all warnings and instructions before assembly and use.  
Keep this manual for future reference.

# Specifications

---

- Model number: 723390
- Dimensions: 21x16.5x1.8cm
- Voltage: Built-in 3.7V 400mAh lithium-ion battery

## Product features

---

- Weighs up to 10kg
- Tare function
- LED screen with overload and low battery indicators
- USB rechargeable lithium-ion battery
- Auto-off function
- Supports multiple units: g, kg, lb, oz, mL and milk mL
- USB-C to USB-A charging cable included.

## Charging the battery

---

- Powered by 3.7V/400mAh lithium-ion battery
- Adapter: output 5V/1A

## Charging indicators

---

- Charging: The battery icon lights up and flashes.
- Fully charged: The icon displays "FULL".
- Charging time: Approximately two to three hours.

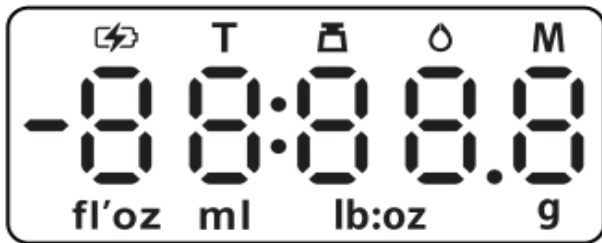
# Important notes

---

- If unused for a long period, charge the scale before use.
- To preserve battery life, charge every three months if not in use.
- If the product doesn't work, try recharging the battery fully.
- Do not use the scale while charging. Keep the cable properly connected to avoid accidents.

# Display icons

---





# Icon descriptions

---

- **T** - Tare weight
- ⚡ - Charging
- - - Negative value
- 💧 - Water mode
- **M** - Milk mode
- **g** - Weight unit
- **lb:oz** - Weight unit
- **fl'oz** - Volume unit
- **mL** - Volume unit

# Button functions

---

BUTTONS		FUNCTION
UNIT	U	MODE/UNIT
 TARE	 /T	TARE/ON/OFF (Press once to turn on; hold and press to turn off)


## Operating instructions

---

### 1. Placement



- Place the scale on a solid, level surface.
- Avoid sloped or uneven surfaces.

### 2. Switching modes and units

- Press  TARE to turn on the scale.
- Press UNIT to switch between modes (g, mL, M, fl'oz, lb:oz).

## Weighing instructions

---


1. Press  TARE to turn on the scale. Display shows 0.
2. Press UNIT to choose the desired mode (g, mL, fl'oz, etc.)
3. Place a container (if needed) on the scale. Otherwise, place the object directly on the scale.
4. Press TARE to zero out the container weight if using.
5. Add the item to be weighed. Display shows weight or volume.
6. Press and hold  TARE to turn off the scale, or the scale will auto shut-off after two minutes of inactivity.

Do not exceed the maximum capacity of the scale (10kg).

# Warnings


---

## Low battery



- Display shows "Lo"  
→ Recharge the scale.

## Overload



- Display shows "Err"  
→ Remove excess weight to prevent damage.

# Cleaning and safety

---

1. Clean with a soft, damp cloth. Do not immerse in water or use corrosive cleaners.
2. Clean surface immediately after contact with fats, oils, vinegar, or spices.
3. Always use it on a flat, stable surface.
4. This is a precision instrument. Handle with care, avoid dropping or shaking the scale.
5. Keep away from heat sources.
6. If the scale fails to power on, recharge the battery using the included cord.
7. Intended for household use only. Not suitable for commercial use.

## **Get in touch with Customer Service**

If you experience any issues with your Kitchen Pro Precision Stainless Steel Kitchen Scale 10kg, get in touch with our Customer Service team by email at [customerservice@kitchenwarehouse.com.au](mailto:customerservice@kitchenwarehouse.com.au) or by phone on 1800 332 934 between the hours of 9am and 7pm (AEST) Monday to Friday.

## **Warranty**

Our goods come with guarantees that cannot be excluded under the Australian Consumer Law. You are entitled to a replacement or refund for a major failure and for compensation for any other reasonably foreseeable loss or damage. You are also entitled to have the goods repaired or replaced if the goods fail to be of acceptable quality and the failure does not amount to a major failure.

The benefits of this warranty are in addition to any rights and remedies imposed by Australian State and Federal legislation that cannot be excluded. Nothing in this warranty excludes, restricts or modifies any State or Federal legislation applicable to the supply of goods which cannot be so excluded, restricted or modified.

## **Guarantee**

We warrant that, subject to the exclusions and limitations below, the Product will be free from defects in materials and workmanship under normal domestic household use for the five year warranty period. The warranty period commences on the date of sale by the original retailer to the original purchaser. The warranty applies only while the Product is owned by the original purchaser.

Use of the Product in a commercial capacity will void this warranty. If a defect appears in the Product before the end of the warranty period and we find the Product to be defective in materials or workmanship, we will replace the Product with a product comparable in quality and value.

We reserve the right to change or discontinue our product ranges at any time without notice and without liability.

## **Exclusions**

This warranty does not apply if proper care and/or usage instructions are not followed. This warranty does not cover scratches, stains, discoloration or damage caused by misuse.

## **How to claim**

If a fault/defect is identified cease using the Product immediately. To make a claim on this guarantee, take the Product, proof of purchase and full details of the alleged defect to any Kitchen Warehouse store.

## **Limitations**

We make no express warranties or representations other than as set out in this guarantee. The replacement of the Product or the refund of the purchase price is the absolute limit of our liability under this guarantee.

# **KITCHEN PRO**

**Distributed by Kitchen Warehouse.**

Kitchen Pro is a registered trademark of Kitchen Warehouse Pty Ltd.

The printed material appearing in this document and related packaging is protected by copyright. Illustrations in this manual are for reference only and may differ from the actual product.

**Kitchen Warehouse Pty Ltd**

1 Pensioner Guard Road

North Fremantle, WA, 6159

[www.kitchenwarehouse.com.au](http://www.kitchenwarehouse.com.au)

1800 332 934

[customerservice@kitchenwarehouse.com.au](mailto:customerservice@kitchenwarehouse.com.au)