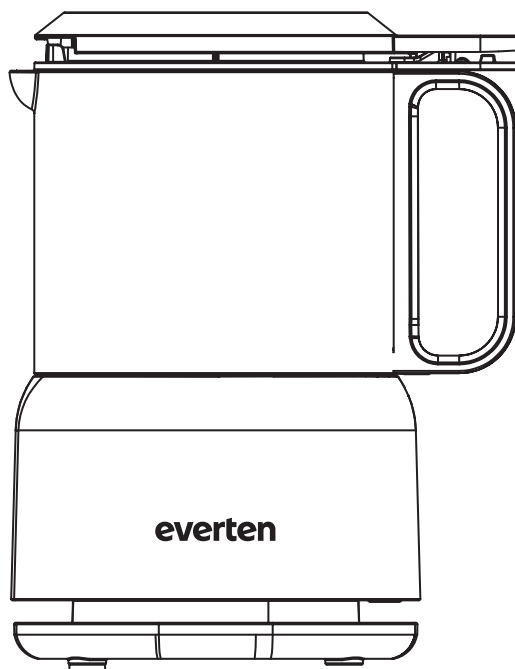


everten

MINI FOOD PROCESSOR

Owner's Manual



IMPORTANT

Read and follow all warnings and instructions before assembly and use.
Keep this manual for future reference.

Everten Mini Food Processor 714883

SPECIFICATIONS

- Model number: 714883
- Voltage: 220 - 240V ~ 50/60Hz
- Power consumption: 250W

PRODUCT FEATURES

Looking for a kitchen companion that makes everyday food prep effortless? The Everten Mini Food Processor 2 Cup is perfectly sized to chop, blitz and blend with ease. Compact enough for convenient storage yet powerful enough to rival larger models, it's the ideal tool for quick and efficient meal preparation.

- Features stainless steel blades and BPA-free plastic
- Easy to use and clean
- Lid lock safety feature
- Compact and lightweight for easy storage
- Processing cup has a 500mL capacity
- Standard speed and a pulse feature

SAFETY PRECAUTIONS

When using this electrical appliance, basic safety precautions should always be followed to reduce the risk of fire, electric shock, and/or injury, including the following:

1. Read all instructions before using.
2. Ensure the voltage is compliant with the voltage range stated on the rating label.
3. If the supply cord is damaged, it must be replaced by the manufacturer, its service agent or similarly qualified persons in order to avoid a hazard.
4. This appliance is not intended for use by persons (including children) with reduced physical, sensory or mental capabilities, or lack of experience and knowledge, unless they have been given supervision or instruction concerning use of the appliance by a person responsible for their safety.
5. Children should be supervised to ensure that they do not play with the appliance.
6. This appliance is intended to be used in household and similar applications such as:
 - A. Staff kitchen areas in shops, offices and other working environments.
 - B. Farmhouses.

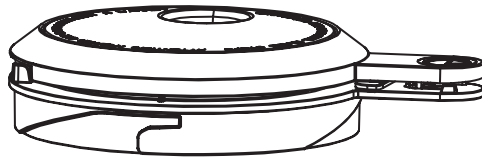
C. By clients in hotels, motels and other residential type environments.

D. By bed and breakfast type environments.

7. To protect against electric shock, do not place the cord, plug or the base of the appliance in water or any other liquid.
8. Do not use attachments or accessories which are not recommended by the manufacturer.
9. The product is only suitable for the purpose indicated in this manual. Do not use this product or any part for other purposes. If it is operated incorrectly, it may cause injury.
10. Always use the appliance on a firm and stable surface and keep it 30cm from other objects and the wall to ensure heat is easily released.
11. Do not place the appliance on or near a hot surface, including a gas or electric stove, or in a heated oven.
12. Do not move the appliance when in use.
13. Not suitable for use with external timers or remote controls.
14. For indoor household use only.
15. Do not place anything on top of the appliance while in operation or when storing.
16. Do not use it with an extension cord. A short power cord is provided to reduce the risk of tripping, entanglement, or children grabbing it.
17. Do not let the cord hang over edges of tables or counters, or touch hot surfaces such as stoves.
18. Never leave the unit unattended while in use.
19. Unplug the appliance when not in use and before cleaning.
20. Do not open the appliance until the blades have completely stopped.
21. Avoid contact with moving parts and keep hands and utensils away from the cutting blade while chopping to prevent injury or damage. Use a scraper only when the food chopper is not running.
22. Ensure the motor unit is securely locked before operation.
23. Do not attempt to bypass the interlock safety mechanism.
24. Handle sharp blades with care during assembly, cleaning, or emptying the bowl.
25. If left unattended or before disassembly, always unplug the unit.
26. Be careful if hot liquid is poured into the food processor as it can be ejected out of the appliance due to a sudden steaming.
27. Switch off the appliance and disconnect from supply before changing accessories or approaching parts that move in use.

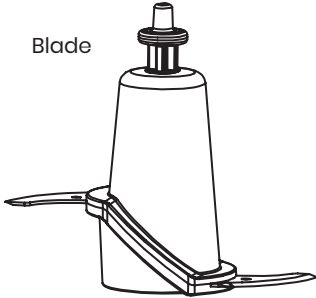
GET TO KNOW THE EVERTEN MINI FOOD PROCESSOR

Lid

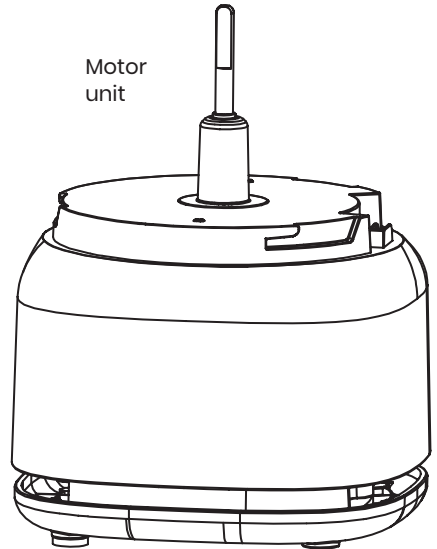


Pulse
button

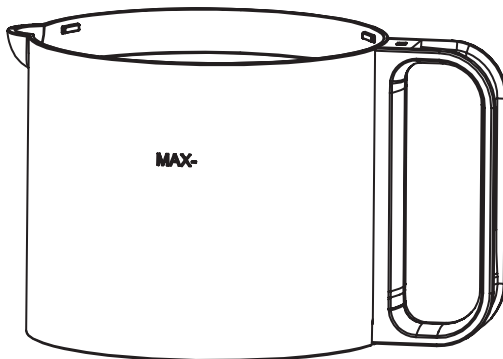
Blade



Motor
unit



Bowl



BEFORE FIRST USE

1. Wash the bowl and blade in warm, soapy water.
2. Dry all parts thoroughly.
3. Wipe the motor unit with a damp cloth.

OPERATING INSTRUCTIONS

How to chop or mince food

1. Place the bowl on a flat surface.
2. Insert the blade onto the centre shaft inside the bowl. Use caution as the blade is sharp.
3. Add food to the bowl, ensuring it doesn't exceed the maximum fill line.
4. Place the lid on the bowl. Align the embossment on the lid with the motor unit tab.
5. Attach the motor unit to the lid and twist to lock in place.
6. Press and hold the Pulse button to begin chopping.
 - For coarsely chopped food, use short pulses.
 - For finer results, hold the button longer (do not exceed five seconds at a time).
 - ⚠ Do not run continuously for more than five seconds.
7. Rest the appliance for two minutes after each five second operation.
8. After five uses, allow a 30 minute cooling period.

CLEANING AND MAINTENANCE

1. Always unplug the appliance before cleaning.
2. Wash the bowl and blade in warm, soapy water.
3. Wipe the motor unit with a damp cloth. Do not immerse it in water.
4. Avoid using steel wool, abrasives, or chemical cleaners to preserve the finish.

WARRANTY

Get in touch with Customer Service

If you experience any issues with your Everten Mini Food Processor, get in touch with our Customer Service team by email at customerservice@kitchenwarehouse.com.au or by phone on 1800 332 934 between the hours of 9am and 7pm (AEST) Monday to Friday. Alternatively you can use the Live Chat function on our website by visiting www.kitchenwarehouse.com.au/contact-us

90 day money back guarantee

We promise you a full refund within 90 days if your Everten product does not fulfil your expectations. This guarantee applies to qualified purchases of all Everten branded products from participating stockists online and in-store from eligible delivery locations. The qualified product must be returned within 90 days from the date of purchase. We shall issue a full refund when the customer presents proof of purchase. We shall issue a store credit when proof of purchase is unavailable. The product packaging is not required to avail of the refund. The amount refunded will be the price of the products in the currency shown on the proof of purchase.

Warranty

Our goods come with guarantees that cannot be excluded under the Australian Consumer Law. You are entitled to a replacement or refund for a major failure and for compensation for any other reasonably foreseeable loss or damage. You are also entitled to have the goods repaired or replaced if the goods fail to be of acceptable quality and the failure does not amount to a major failure.

The benefits of this warranty are in addition to any rights and remedies imposed by Australian State and Federal legislation that cannot be excluded. Nothing in this warranty excludes, restricts or modifies any State or Federal legislation applicable to the supply of goods which cannot be so excluded, restricted or modified.

Guarantee

We warrant that, subject to the exclusions and limitations below, the Product will be free from defects in materials and workmanship under normal domestic household use for the 12 month warranty period. The warranty period commences on the date of sale by the original retailer to the original purchaser. The warranty applies only while the Product is owned by the original purchaser.

Use of the Product in a commercial capacity will void this warranty. If a defect appears in the Product before the end of the warranty period and we find the Product to be defective in materials or workmanship, we will replace the Product with a product comparable in quality and value.

We reserve the right to change or discontinue our product ranges at any time without notice and without liability.

Exclusions

This warranty does not apply if proper care and/or usage instructions are not followed. This warranty does not cover scratches, stains, discoloration or damage caused by misuse.

How to claim

If a fault/defect is identified cease using the Product immediately. To make a claim on this guarantee, take the Product, proof of purchase and full details of the alleged defect to any Kitchen Warehouse store.

Limitations

We make no express warranties or representations other than as set out in this guarantee. The replacement of the Product or the refund of the purchase price is the absolute limit of our liability under this guarantee.

everten

Distributed by Kitchen Warehouse.

Everten is a registered trademark of Kitchen Warehouse Pty Ltd. The printed material appearing in this document and related packaging is protected by copyright.

Kitchen Warehouse Pty Ltd

1 Pensioner Guard Road

North Fremantle, WA, 6159

www.kitchenwarehouse.com.au

1800 332 934

customerservice@kitchenwarehouse.com.au